

# BIRDFEEDER



PUT STRING IN HOLE AND HANG

CUT AND COLOUR THE BIRD FEEDER.

USE THE CIRCLE TO DRAW SOME MORE BIRDS.

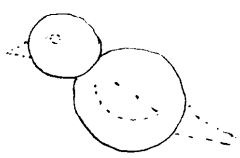

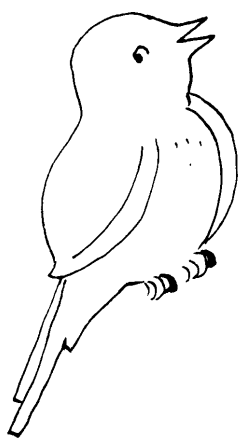



BIRDS LIKE NUTS AND SEEDS.

STICK THE BIRDS ONTO THE FEEDER.

Add more food to the feeder.



FIND OUT AND DRAW LOTS MORE COLOURFUL BIRDS...

BIRDS ARE HUNGRY IN THE WINTER REMEMBER TO FEED THEM...



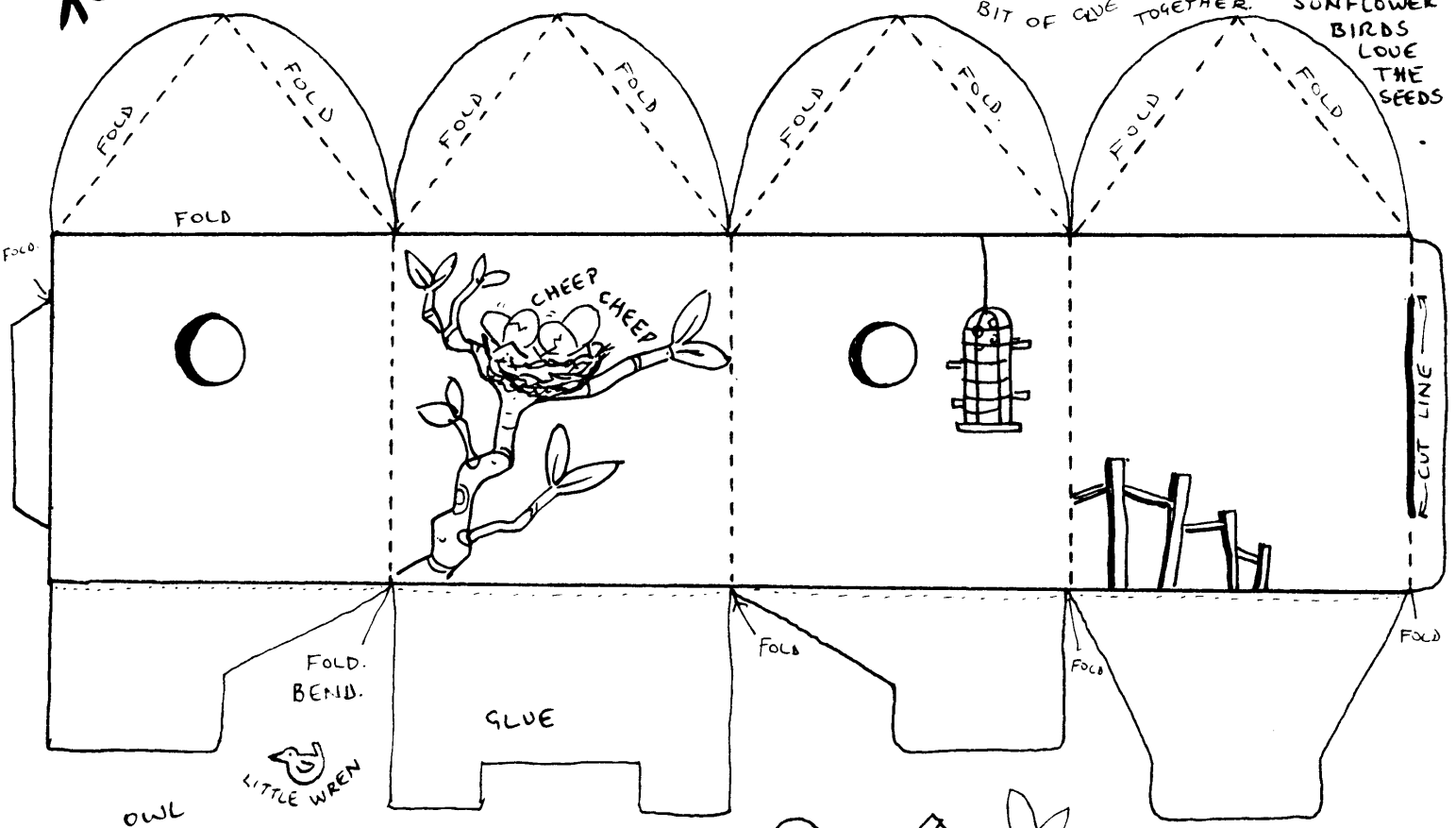
# CUT OUT BIRDHOUSE...

...USE SCISSORS AND A BIT OF GLUE TO HOLD TOGETHER...



COLOUR IN

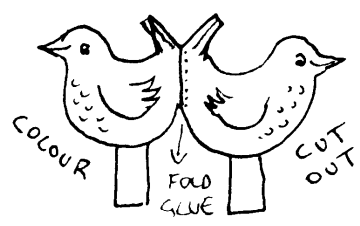
SUNFLOWER BIRDS LOVE THE SEEDS



OWL



LITTLE WREN




COLOUR

FOLD GLUE

CUT OUT

STICK ON TOP OF HOUSE.



PIGEON



CUT OUT COLOUR STICK ONTO HOUSE.

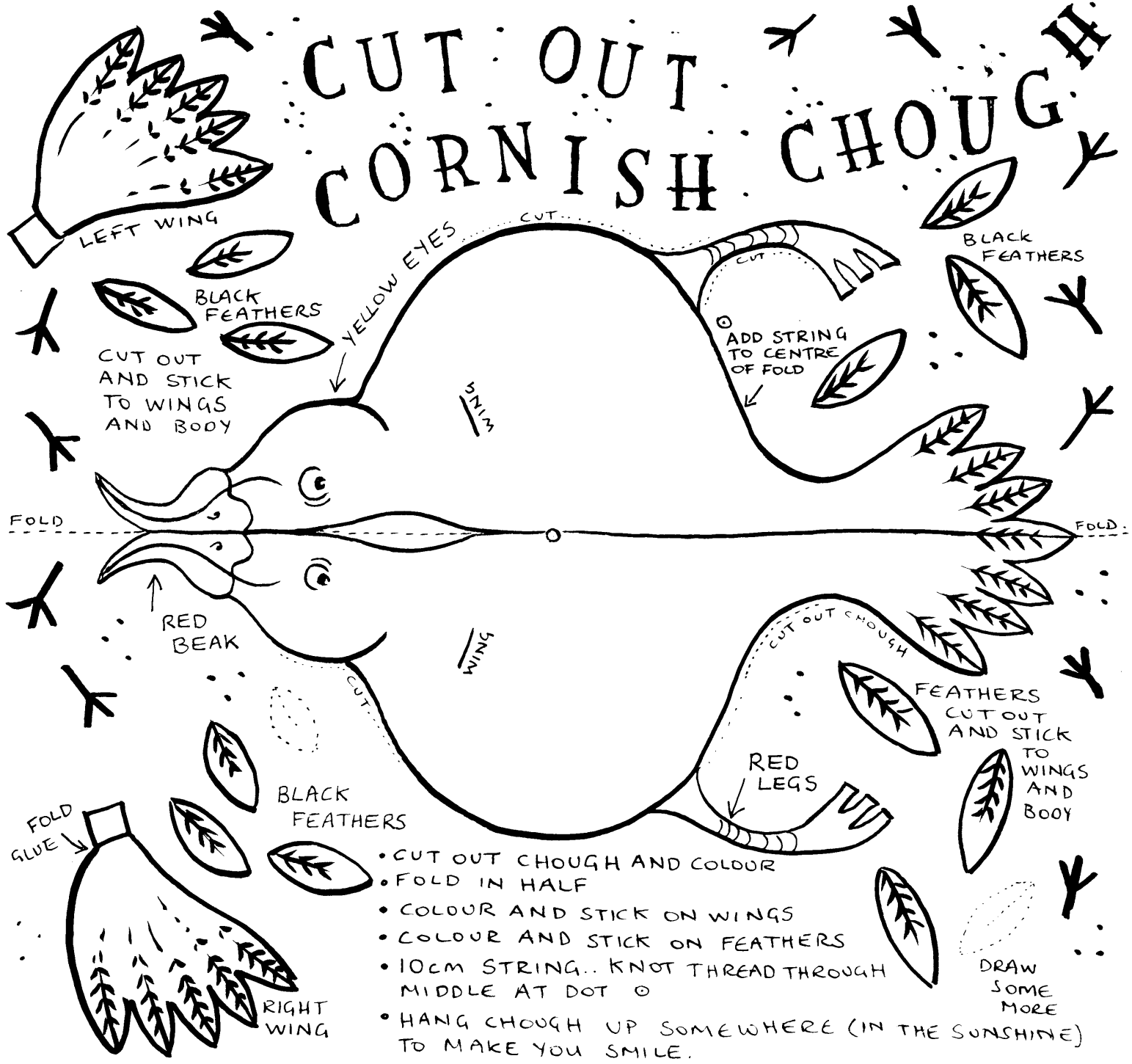


BLACKBIRD

...DRAW SOME MORE BIRDS...

IMAGINE LEAVE

# CUT OUT CORNISH CHOUGH




- CUT OUT CHOUGH AND COLOUR
- FOLD IN HALF
- COLOUR AND STICK ON WINGS
- COLOUR AND STICK ON FEATHERS
- 10cm STRING.. KNOT THREAD THROUGH MIDDLE AT DOT O
- HANG CHOUGH UP SOMEWHERE (IN THE SUNSHINE) TO MAKE YOU SMILE.


@ CAROLINE CLEAVE

# ROOF TOP GULLS

COLOUR IN AND FOLD TO  
STAND CARD UP



- FOLD LINES
- DRAW SOME MORE GULLS ON ROOFTOPS
- BABY CHICKS
- NESTS



© SCOTTISH COUNCIL